

Endurance Multijet Turbine Meter – AS3565

DN20 - DN25 Description

The Reliance *Endurance Multijet Turbine Meter* is a robust device for use by Water authorities operating water supply networks on a user pays basis.


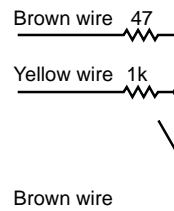
The Reliance *Endurance Multijet Turbine Meter* is of a robust design that ensures long term meter accuracy. The meter is pulse capable. Through its low friction mechanism and higher mechanical durability, the meter features include an extended service life.

The Reliance *Endurance Multijet Turbine Meter* is available in 20 mm to 50 mm configurations.



Features and Benefits

- ❖ Reading face, including rollers, encapsulated in protective silicon oil filled chamber
 - » Prevents fogging and discolouration from trapped particulate in the metered water supply
- ❖ Low friction mechanism
 - » Higher mechanical durability and inherent resistance to choking as a result of large port clearances
- ❖ Long term meter accuracy
 - » Essential for maintaining charging equity
- ❖ Economical metering option
 - » Extended service life provides significant long term cost savings for Water Authorities
- ❖ Direct drive mechanism
 - » No magnetic coupling protects device from magnetic interference
- ❖ Pulse capable
 - » Optional reed switch allows remote reading without breaking the meter seal
- ❖ Internal non-return valve and strainer
 - » Integral dual check valve backflow to AS2845.1



Maximum Switched Voltage: 180 VDC
Maximum Switched Current: 500mA
Maximum Switched Power: 10 W

Application

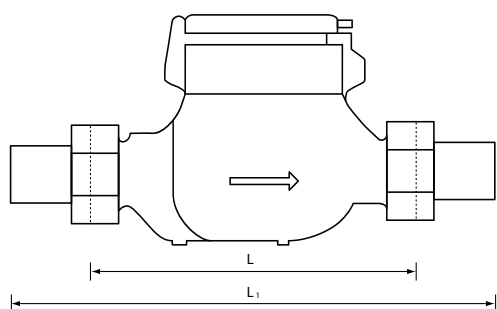
The Reliance *Roller-Protected Multijet Turbine Water Meter* is a water meter suited to internal and external use. The product is certified for use in the horizontal plane only. The meter must be installed with the direction of the flow as indicated by the arrow cast in the meter body. For ease of servicing it is recommended an isolating valve be installed before the meter.

Do not use cold water meter in hot water pipeline.

Endurance Multijet Turbine Meter – AS3565

Specification

	DN20	DN25
Overload Flow Rate (Q4):	5 kL/h	7.9 kL/h
Permanent Flow Rate (Q3):	4 kL/h	6.3 kL/h
Transition Flow Rate (Q2):	32 L/h	64 L/h
Minimum Flow Rate (Q1):	20 L/h	40 L/h
Minimum Registration Flow Rate:	5 L/h	7 L/h
Pressure Loss:	70 kPa @ 2.5 kL/h	73 kPa @ 3.5 kL/h
Strainer:	Total area: 1395 mm ² Hole size: 2.0 x 2.0 mm	Total area: 2200 mm ² Hole size: 2.0 x 2.0 mm
Meter Type:	Multijet	
Drive Type:	Direct, not susceptible to magnetic interference	
Register Type:	Roller-Protected Counter; Maximum Reading: 99,999 kL; Minimum Reading: 0.05 L; Leak Detection: Wheel	
Indicator Type:	Digital Indicators (Black) = kilolitres Pointer Wheels (Red) = sub-multiples	
Pulse Output Option:	1 pulse per 100 L	
End Connections:	Ø 1.530" Nominal x 14 TPI Whitworth thread, male both ends	
Maximum Working Pressure:	1400 kPa	
Test Pressure:	2200 kPa	
Integral Non-Return Valve:	Yes (Dual check valve to AS2845.1)	
Maximum Working Temperature (AS3565.1):	30° C	
Maximum Operating Temperature (AS3565.1):	50° C	



Dimensions

Nominal Diameter	DN 20		DN 25	
	Meter Thread	NSW Thread	Meter Thread	NSW Thread
Body Thread (D)				
Body Length in mm (L)	154	152	178	173
Total Length in mm (L ₁)	242	276	282	316
Connector Thread (d)	R¾		R1	
Width in mm (W)	90		105	
Weight in kg (without connectors)	1.4		1.8	
Weight in kg (with connectors)	1.9		2.5	

Flow Characteristics

Accuracy	Q1 to Q2	±5%
	Q2 to Q4	±2%

Materials

Body/H Ring	Gunmetal
Reading Face	Luran
Counter Mechanism	Polystyrol
Check Valve	Acetal